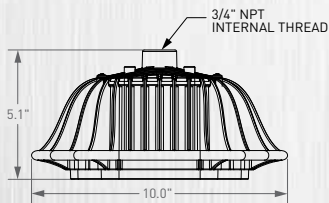


COMMERCIAL/INDUSTRIAL

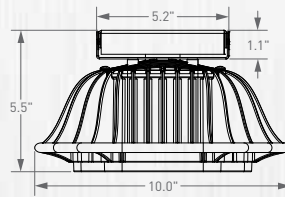
ARTEMIS SERIES



MOUNTING OPTIONS & DIMENSIONS (Weights shown may vary with mounting options)



With Pendant Mount (PD). Weight: 8 lbs



With Ceiling Mount (CL). Weight: 8 lbs

LED LIGHTING SOLUTIONS THAT OUTSHINE ALL OTHERS.  **ephesus**

▶ 315.579.2873 ▶ EphesusLighting.com

ARTEMIS SERIES

Provide exceptional security lighting for enhanced safety and visibility in both indoor and open-air parking garages. Constructed of heavy-duty aluminum for long-term performance, this rugged, impact-resistant and maintenance-free LED solution is unaffected by fluctuating temperatures, with substantial energy savings of up to 85%.


0-10V dimming is a standard feature in the Artemis Series.

	ARTEMIS 40	ARTEMIS 60
Lumen Output*	3,900	5,600
System Watts	40	60
Input Voltage	VL:90-277VAC	VL:90-277VAC
CRI	>70	>70
CCT	5600K	5600K
Operating Temp	-40°C to 55°C	-40°C to 55°C
0-10V Dimming	Standard	Standard
L70 Hours	461,000 hours	340,000 hours
IP Rating	IP66	IP66

ILLUMINATION TABLES ²

ARTEMIS 40 - Average Illumination (FC)						ARTEMIS 60 - Average Illumination (FC)					
Height	Spacing					Height	Spacing				
	15 FT	20 FT	25 FT	30 FT	35 FT		15 FT	20 FT	25 FT	30 FT	35 FT
10 FT	22	13	8	6	4	10 FT	29	17	11	7	6
15 FT	22	12	8	5	4	15 FT	29	16	10	7	6
20 FT	21	12	8	5	4	20 FT	28	16	10	7	6
25 FT	20	11	7	5	4	25 FT	27	15	10	7	5
30 FT	20	11	7	5	4	30 FT	26	15	9	7	5

PHOTOMETRY



STANDARD PRODUCTS, OPTIONS AND ORDERING LOGIC

STANDARD PRODUCT								
Model	Product Code	Wattage	CCT	Finish	Voltage	Mounting	Optics	Accessories
Artemis 40	AR	40	C	BLK	VL	PD	5W	N
Artemis 60	AR	60	C	BLK	VL	PD	5W	N
	AR		C	BLK			5W	N
Available Options	C (Cool)		BLK (Black)		VL VH	PD (Pendant Mount) CL (Ceiling Mount)	N (None)	

- Notes 1 The specifications listed were obtained under optimal testing conditions. Changes in options, features and conditions may result in slightly different performance specifications among fixtures.
 2 Data based on a 300' x 300' room, 80/50/20 reflectance.

Pure power is required to ensure proper function and lifetime of Ephesus fixtures. Prior to installation, an analysis should be performed to verify site power meets these requirements:
 > High frequency voltage should be below -40dB or .01V between 3KHZ and 100KHz
 > High frequency current should be below -50dB or .019A between 3KHz and 100KHz
 If the power does not meet these criteria, waveform correction technology should be used to condition the power. Surge protection alone is not adequate. Ephesus will not be liable for damage to fixtures due to poor power quality. Contact Ephesus for more information.



Representante Exclusivo
 Bosque de Ciruelos No. 190 Int. 204-205
 Col. Bosques de las Lomas, CDMX 11700
 Tel: +52 55 5251 2008
 info@bhpenery.mx
 ventas@bhpenery.mx

©2016 BHP Energy México. Todos los derechos reservados.
www.bhpenery.mx

LED LIGHTING SOLUTIONS THAT OUTSHINE ALL OTHERS. **ephesus**